

IT'S FRIDAY!!!



Year 4 Home Learning – Friday 3rd July

Please email us your work to:

Year4@highworthcombined.co.uk



REMARKABLE WRITING!

- ❖ Read the poem 'Duel of the Scrapbots'.
- ❖ Repeat the first verse and tap out the syllables in each word.
- ❖ Continue marking the number of syllables in each line of each verse. Is there a pattern?
- ❖ Can you spot any other patterns? Challenge: Make up another verse
- ❖ Do any of the words in this poem rhyme?
- ❖ Are there any examples of alliteration?



Now, practice saying the poem out aloud.

Rewrite one or two of your favourite verses, changing some of the words.

OR

Write one more verse for this poem, following the existing structure.

OR

Select your own object you might find on a scrapheap and write your own poem.

WONDERFUL WELLBEING!



Think about all the things that make you happy. You will be amazed at how many things there are, when you put your mind to it.

- ❖ Create an A to Z of things that make you happy.

e.g. Animals in the wild
Bananas
Camping
Dinners with the family
E



RESILIENT READERS!



- ❖ Read independently for 10 minutes.
- ❖ Find your favourite three words in what you have read.
- ❖ Why are these your favourite?
- ❖ What do they mean?
- ❖ Can you use them in a sentence?

SUPER SCIENCE!

Sail the soapy seas!

Power a boat with soap.

- ❖ Cut out a boat shape with a slit from the back to the middle of the boat.
- ❖ Fill a bowl near to the top with water and gently place the boat on top.
- ❖ Cover the end of your finger with washing up liquid and then touch it on the water that's right in the centre of the boat.
- ❖ Try this: Does the shape of the boat affect how it moves?
- ❖ What happens if different types of soap are used?



MARVELLOUS MATHS!

Keep going with your times tables and division practice, as well as practising other mental maths skills like number bonds to 100 and rounding!



Number chains.

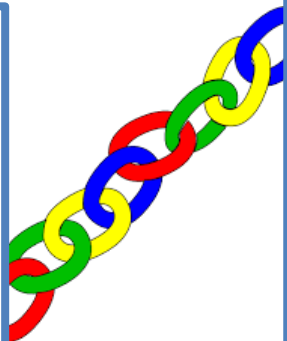
Start with a number between 1 and 9.

Double the number.

If the answer is greater than 10, subtract 10.

Then double again ...
Continue.

Describe what you notice.



Write down any 2-digit number.

Reverse the digits and find the difference between the two numbers.

Do the same with the answer ... and again.

The chain stops when you reach a single-digit number. Try other starting numbers, e.g. 25, 67.

What do you notice?

TERIFFIC TOPIC

Time to design and make a spinner.

You will need: card
2 elastic bands
Felt tips for colouring



Follow the instructions below to make your own spinner.

The Word Spinner

- ❖ See how many of the activities you can complete in 15 minutes.
- ❖ Do this for each of the spinners.
- ❖ Can you think of your own word to do the activities for?



*Choose your
spinner
shape*

How to make a Wonder Turner

1.



Draw your design on both sides of the template.

2.



Fold along the dotted line and stick the two circles together.

3.



Use a hole punch to create a hole on either side of the circle.

4.



Push an elastic band through the hole, and loop it through the other end.

5.

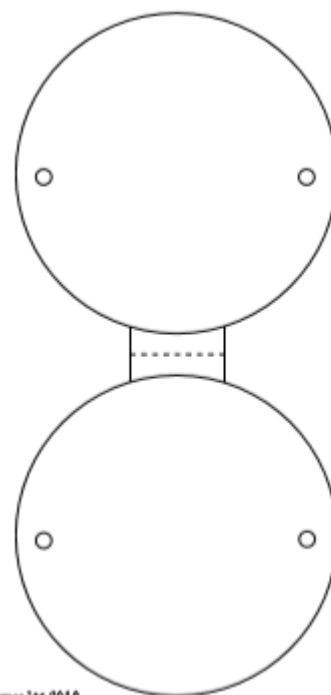


Do the same for the other hole. Your wonder turner should now look like this.

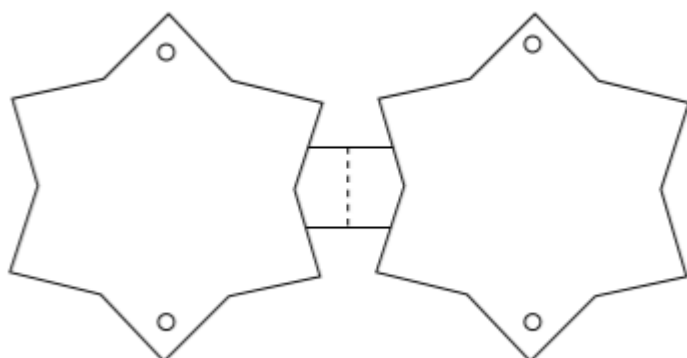
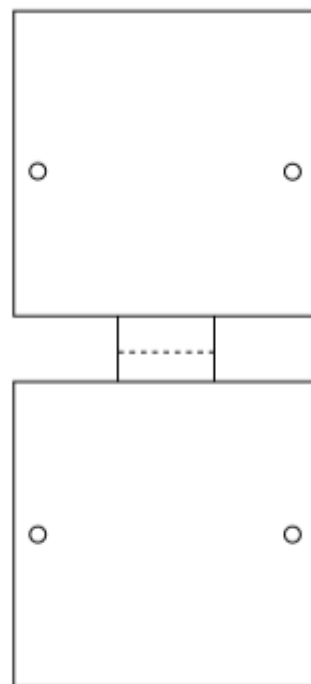
6.



Wind up your wonder turner and create your illusion!



resources Ltd 2016



Duel of the Scrapbots

Scrap metal monster

Scrap metal school

Black metal, wrap metal, dark metal ghou

Scrap metal mountain

Scrap metal hall

Sharp metal, death metal, spike metal tall

Scrap metal mayhem

Scrap metal wall

Stack metal, pack metal, dense metal haul

Scrap metal manhunt

Scrap metal brawl

Crack metal, whack metal, crash metal fall

Scrap metal meltdown

Scrap metal cruel

Tossed metal, lost metal, rust metal all

