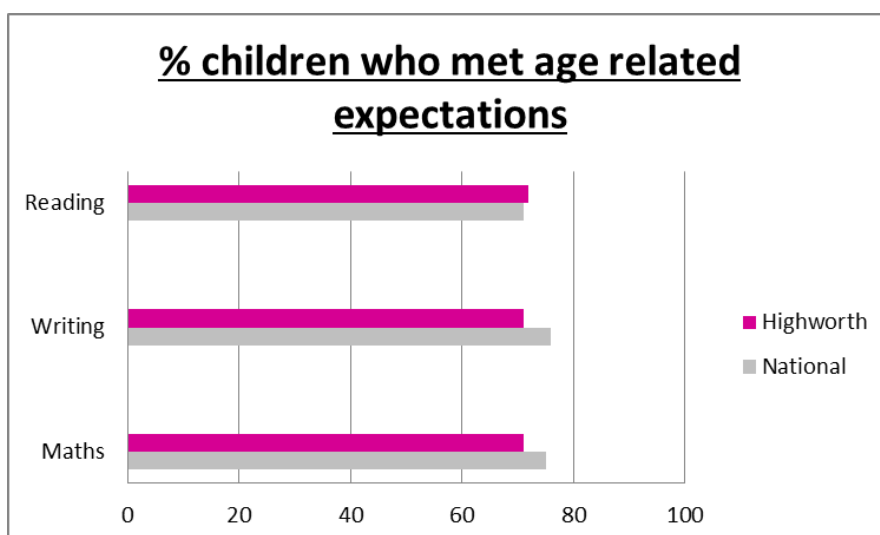


Highworth KS2 Results 2017



Progress in Reading, Writing and Maths

These scores show how much progress pupils at Highworth made in reading, writing and maths between the end of Key Stage 1 and the end of Key Stage 2 compared to pupils across England who got similar results at the end of Key Stage 1.

Highworth Progress Score

Reading

+1.58

Writing

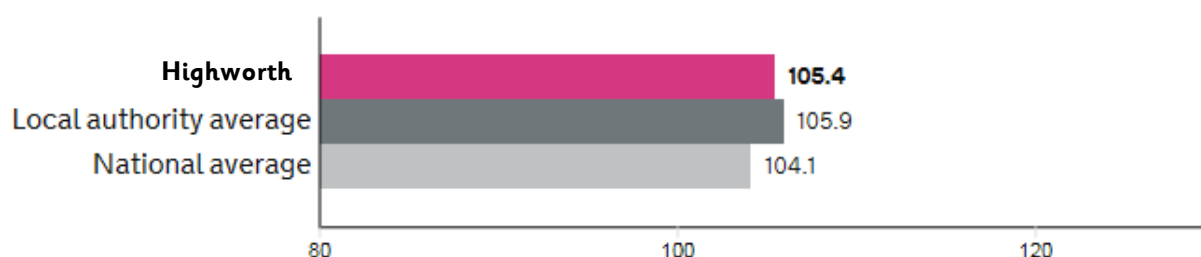
-1.70

Maths

+1.06

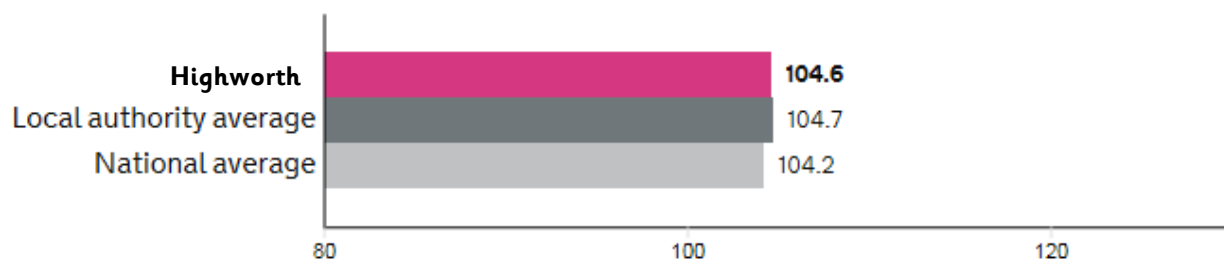
Average score in Reading

This score is known as the Reading 'scaled score'. The score is an average for pupils in the school. The expected standard is a score of 100 or more. The higher standard is 110 or more.



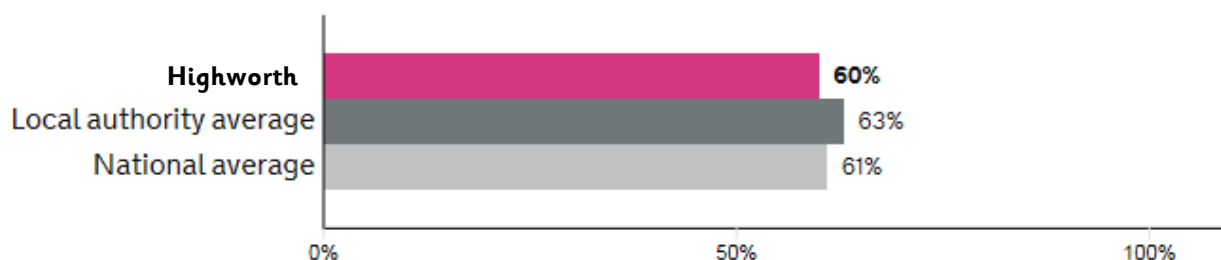
Average score in Maths

This score is known as the Maths 'scaled score'. The score is an average for pupils in the school. The expected standard is a score of 100 or more. The higher standard is 110 or more.



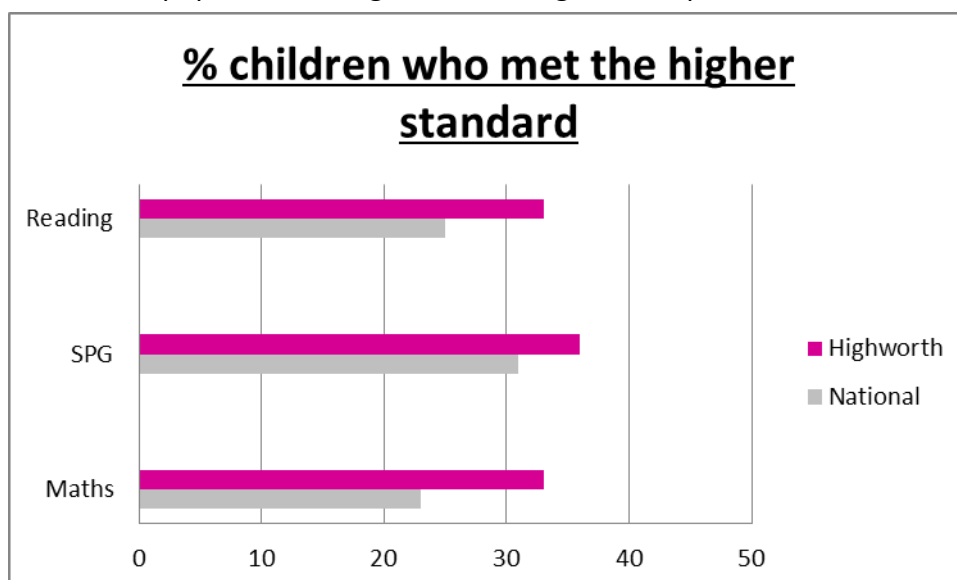
Percentage of pupils meeting the expected standard in Reading, Writing and Maths combined

Pupils are 'meeting the expected standard' if they achieve a 'scaled score' of 100 or more in their Reading and Maths tests, and their teacher assesses them as 'working at the expected standard' or better in Writing.



Percentage of pupils achieving at a higher standard in Reading, Spelling, Punctuation & Grammar and Maths

Pupils are 'achieving at a higher standard' if they achieve a 'scaled score' of 110 or more in their Reading and Maths tests, and their teacher assesses them as 'working at a greater depth within the expected standard' in Writing. This standard was set for the first time in 2016 by the Department for Education to provide information about pupils across England achieving in the top 5%.



Percentage of pupils achieving at a higher standard in Reading, Writing and Maths combined

