




Year 1 Home Learning – Monday 20th April

Below, you will find 6 home learning tasks. You may choose the tasks that you wish to complete and do them in any order. Please do not hesitate to contact us if you have any queries or to send us any of the work you have been doing.

year1@highworthcombined.co.uk

 Welcome back to the Summer term - today's activities are based on the summer and 'The Lighthouse keeper's lunch' by Ronda and David Armitage <https://www.youtube.com/watch?v=46wCRq50Wwg>

English



Today we are going to write instructions to make a sandwich. Instructions tell you how to do or make something.

A recipe is a type of instruction and includes a list of things you need (Ingredients) and ordered steps 1., 2., 3., that tell you what to do (Method).

Use bossy verbs like spread, cut, chop and eat. Have a go at writing your own instructions to make a sandwich? Use the photos and write what to do by each number – the first and last one has been done for you.

Can you think of any other steps? Perhaps you could follow your instructions to make your sandwich with an adult's supervision.

A recipe for a sandwich





Ingredients

Two slices of bread

Butter


Jam, cheese or another filling.

Method

1.  Wash your hands.
2. 
3. 
4. 
5. Eat and enjoy!

Maths

We are learning about money. Look at the pictures below and name the different coins.



50p

Fifty pence

Use items from around your house to make a shop that you might find at the seaside.

Use some paper to make your own coins and price tags on your objects (50p or less).

Play with your shop taking turns to be the shopkeeper.



Challenge-

- Can you buy two objects?
- How will you work out how much you owe?
- How many items will you be able to buy for 5p? How did you work it out?
- What do shopkeepers do with the money that you give them?
- Will you need to give change?

Science

Shadows are made by blocking light. Light rays travel in straight lines. If an object gets in the way it stops the light traveling through and this makes a shadow.

This activity can be done inside or outside. All you need is some toys, paper a pen and the sun!! Or a torch if there is no sun. Place your toys in the sun next to a piece of paper. The toys should cast shadows onto the paper.

Now trace around the shadows. Return to this activity at different times in the day, what do you notice?



Art and Design

Below is a selection of photographs of real lighthouses. Today you are going to design and make a 3D lighthouse.



Draw and label a lighthouse design. Include the materials you will use on your design.

- *Think about the shapes and colours that you will use and that you will need something to represent the light on the top. It needs to be tall and stand up on its own.*
- *Think about the materials that you could use to make a 3D lighthouse. It could be anything you have at home from Lego bricks, a kitchen roll tube or rolled up paper.*

Don't forget to send us a picture of your lighthouse if you can!

Geography

A map shows us where places are. Below is a map of the United Kingdom. The United Kingdom is made up of England, Wales, Scotland and Northern Ireland.



Learn the names of the countries in the United Kingdom (UK) and where they are on the map? Show an adult where the sea would be on the map and where the land is.

Now try to draw and label your own map of the United Kingdom. Perhaps you could colour the sea blue.

Challenge – can you find out which cities are the capital cities in England, Scotland, Wales and Northern Ireland?

History

Look at the Victorian seaside pictures below.



Look at a seaside picture below from last year and think about any seaside holidays you have been on, perhaps you have some holiday photos to help you remember what your seaside holiday or day trip was like.



How did you travel to the seaside? What did you do when you got there? What did you wear? What did you eat?

Write some sentences to compare the things that you think are the same and things that are different between a holiday from the Victorian times and a seaside holiday now.

In the Victorian times they might have travelled to the seaside by steam train now we travel by car or plane. Have a look at what the people are wearing!

Challenge -find out who Grace Darling was, when she lived, what she did and why she is famous?