

Year 5 Home Learning - 1st Half of the Autumn Term 2022




































Below are the home learning tasks for this half term. You may do them in any order and give to your teacher each time you have completed one. We look forward to seeing your completed home learning 😊

Science We will be learning about Earth and Space this half term. Have you ever noticed that the moon appears to change shape? Attached below is a Moon Diary for you to complete each day. Challenge: write about why you think this happens.	History Write an information text about what life was like in Anglo-Saxon Britain. You could include details about: <ul style="list-style-type: none">- villages- food- jobs- beliefs Challenge: include some fascinating facts (e.g. can you remember what the heptarchy was or who was Alfred the Great?)	
Terrific Times Tables! Choose a times table that you need to learn and create a poster showing the times table in writing and pictures. If you are confident with your timetables, choose a time limit and see how many questions you can answer in that given time. Try again and see if you can improve! There are lots of games and quizzes on 'Topmarks' to help you practise: https://www.topmarks.co.uk/maths-games/7-11-years/times-tables (you many need to copy and paste the link into your browser) Challenge: Show the division facts for that times table.		
Super Story! Find a story opening that you really like. Copy out 3 to 4 paragraphs in neat, joined handwriting. If you would like to draw some illustrations to go with it, we would love to see them. Please also include the title and the author of the book. Challenge: Think of a different way to continue the story and write it in your own style.	Creative CARR! Create a poster to show how you can demonstrate some of our CARR qualities (C uriosty, A chievement, R esilience and R elationships) to help you become a great learner in Year 5! Make it colourful and include at least one picture. We would really like to display some in our classrooms!	Perfect Portraits! Find a picture of a face in a magazine or newspaper. It will need to be close-up. Cut it in half lengthwise and stick one half on a piece of paper. Complete the face on the other side using your sketching skills. When you are happy with your drawing you can add colour if you would like. Suggestion: You could try doing this with a photograph - but ASK AN ADULT FOR PERMISSION FIRST!

In addition to these, please remember to spend 20 minutes daily reading and 15 minutes on your number facts.

My Moon Diary



Time at which Moon is checked each night:		Month of diary commencement:				
Shade the circle so that the section of the Moon that is illuminated remains. Draw clouds over it if you can't see it!						
 Date: _____	 Date: _____	 Date: _____	 Date: _____	 Date: _____	 Date: _____	 Date: _____
 Date: _____	 Date: _____	 Date: _____	 Date: _____	 Date: _____	 Date: _____	 Date: _____
 Date: _____	 Date: _____	 Date: _____	 Date: _____	 Date: _____	 Date: _____	 Date: _____
 Date: _____	 Date: _____	 Date: _____	 Date: _____	 Date: _____	 Date: _____	 Date: _____
 Date: _____	 Date: _____	 Date: _____	 Date: _____	 Date: _____	 Date: _____	 Date: _____