




Please email us your work to:

Year4@highworthcombined.co.uk



REMARKABLE WRITING!

You are going to write a story that includes a hedgehog. Your story must include a beginning (setting, characters), middle (develop the story through action and adventure) and ending (be imaginative and try to avoid happily ever after!) This link will take you to a site that gives facts about a hedgehog, you may want to look at it first as it may inspire you or help direct your story as you know more about the hedgehogs habits.
<https://www.lovethegarden.com/uk-en/article/15-hedgehog-facts-kids>

Think about:

- ✓ The type of story you are going to write: adventure, mystery, comedy, fantasy
- ✓ Begin by noting down your ideas including thinking about the structure you will use.
- ✓ Think about the vocabulary you will use - adjectives, adverbs, similes, alliteration, onomatopoeia, technical vocabulary (for information texts)
- ✓ How will you make this exciting for your reader?

You also need to remember all the grammar parts of a tool kit:

Capital letters and punctuation.

Spelling.

Does it make sense when you read it?

Paragraphs.

Spelling.

EDITING!



TEIRIFFIC TOPIC!

We are going to learn a little about Andy Goldsworthy and then you can try and use his art style to create a hedgehog.

Andy Goldsworthy is a British sculptor, photographer and environmentalist who lives in Scotland. Andy uses natural materials to create his sculptures. Watch the clip. It shows a number of his sculptures that he has created.

<https://www.youtube.com/watch?v=JTnHiOA6a0E>

Using things like sticks, stones, leaves, mud, sand, bark, flowers, can you create a hedgehog?



RESILIENT READERS!

Firstly, please remember to keep reading for at least 20 minutes a day!



In line with our hedgehog theme, the reading challenge we have chosen involves a hedgehog.

‘A Prickly Problem’

The text and questions are attached below. Once you have read the text, please answer the questions.

Challenge: Describe Jonjo’s character. Give evidence from the text to support your answer.

WONDERFUL WELLBEING!

Hide and seek

In keeping with the theme of hibernation, ask someone at home to play hide and seek with you.

OR

Choose an object to hide. Hide the object and write some instructions from the starting point to the hidden object. Give the instructions to a family member and ask them to follow them and see if they can find the hidden object.



MARVELLOUS MATHS!

Keep going with your times tables and division practice, as well as practising other mental maths skills like number bonds to 100 and rounding!


Can you remember what area is and how to work it out?

Area is the amount of space taken up by a 2D shape or surface.
We measure **area** in square units : cm^2 or m^2 .



Complete the worksheet which is *attached as a separate document with the Year 4 home learning matrices*.

CHALLENGE: On the squared paper below, draw a hedgehog and work out the area of it. Think carefully about how you draw it so that you can work out the area as accurately as possible. Look at the last shape on your worksheet for clues.



SUPER SCIENCE!

Hibernation

Read the following information and then answer the questions that follow.

Hibernation

1. Hibernation is the long sleep that many animals take through winter because food is scarce.

Extra fat

2. Many animals prepare for hibernation by eating lots during the summer and autumn in order to gain weight. The extra fat keeps them alive during the winter.

Heart rate

3. During hibernation, the heart rate of many animals slows to less than 10 beats per minute. Their breathing also slows down.

Mammals


4. Most animals that hibernate are mammals including bears, chipmunks, bats, squirrels and hedgehogs

Cold-blooded animals

5. Some cold-blooded animals, such as frogs and toads, hibernate.

Question time!

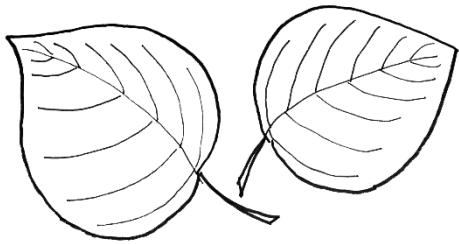
- Why do animals hibernate?
- Why do you think some animals' heart and breathing rates slow down when they hibernate?
- Could you go into hibernation? Why or why not?



A Prickly Problem

Straight after tea, Jonjo ran out into the garden. After a few minutes, he shivered and ran back inside. He found his coat and pulled on his wellies, taking care to tuck his new school shoes out of sight so that they could dry without Dad noticing.

“Give us a hand,” said Dad, who had been raking leaves. He had found a large, old cardboard box and was stuffing crunchy brown leaves into it. Together, they filled the box in no time. Before it got too dark, they tucked the box down the side of the house and covered it with an old plastic sack. “At least we’ll have something dry to burn on bonfire night,” said Dad.



A few weeks later, they were back in the garden. Dad had cleared a safe space for a bonfire and was gathering twigs and old wood. He brought the box over then went inside to get the matches and some paper. There was a strange noise. Jonjo listened. There it was again! It was a sort of scratching sound. Then it stopped.

Dad came back and scrunched up the paper. The plan was to get the fire going, then tip the dried leaves on top and place bigger sticks around it. “Soon,” said Dad, “we’ll have as good a bonfire as any in the park. We won’t have to pay to see it, neither.”

Jonjo sat by the box a safe distance away while Dad lit the paper. An orange flame flickered into life. Twigs crackled as they caught fire too. There it was again! The scratching noise! “Stop! Wait!” cried Jonjo as Dad reached for the box. He grabbed it and tipped it upside down on the grass. A spiky little ball rolled out. “Just in the nick of time!” gasped Jonjo as Dad put on his gardening gloves and gently picked up the hedgehog. Soon, the little creature was safely placed under a bush, well away from the fire.



“I know they like to find somewhere warm and dry to sleep all winter, but I think that would have been a bit too warm!” grinned Dad.

Questions Remember to answer the following questions in full sentences.

1. What did Jonjo do with his shoes?
2. Where did Dad put the box of leaves?
3. What did Dad collect from inside the house?
4. What was Dad going to put on the fire?
5. What did Dad put on his hands? Why?
6. Where did Dad say that hedgehogs like to sleep in the winter?
7. Do you think the title is effective? Explain.