




Year 6 Home Learning – 2nd Half of the Autumn Term

Below are the home learning tasks for this half term. You may do them in any order and give to your teacher each time you have completed one. We look forward to seeing your completed home learning 😊

<p style="text-align: center;">The Boy in the Tower!</p> <p>Could you redesign the front cover of The Boy in the Tower and write a blurb at the back? Think of all the grammatical terms we've been looking at in class since September. Try to include them in your blurb, especially direct quotes from the text and rhetorical questions.</p> <div></div> <p>Or, you could write an imaginative description of the BLUTCHERS. The choice is yours!! We will be able to add your stories to our reading corner.</p>	<p style="text-align: center;">Geography!</p> <p>In Topic, we have looked at Global Challenges. Can you research some more about how the world's natural resources are distributed? Perhaps you could make an information leaflet about what the natural resources are?</p> <div></div> <p>Challenge: Can you find out about Fairtrade? What are the benefits of buying fair trade?</p>	
<p style="text-align: center;">Earn that license back!</p> <p>Lots of you have practised your handwriting and earned your pen licence. Our aim is to have all of Year 6 with a pen license by the end of the Autumn Term! Can you do it?</p> <p style="text-align: center;">Spell, spell, spell!</p> <p>Can you teach someone at home the weekly spelling rules we have been learning? Can you practise using the spellings in interesting sentences?</p> <p><i>Challenge: Create a poster/information page for each rule that we could use to give to the year 5s in preparation for next year. There will be a folder in class that we can add these too.</i></p>	<p style="text-align: center;">Write your own warning story</p> <p>Write a warning story, using our story map to help you. Use the toolkit that we wrote in class to help you to include as many of the concepts learnt in class as you can. Try to think about:</p> <ul style="list-style-type: none">- Your opening paragraph- Speech to move the story along- 3-in-1 sentences- Similes- Characterisation <p><i>Challenge: Rewrite a part of your story to make improvements e.g. add in more descriptive vocabulary</i></p>	
<p style="text-align: center;">Computing!</p> <p>Next Month is Road Safety Awareness Month. Could you make a PowerPoint about how to keep safe on the roads, especially now that the evenings are getting darker!</p> <p>In addition to these, please remember to spend 20 minutes daily reading and 15 minutes on your number facts; in particular, your times tables and multiplying/dividing by 10, 100 and 1000.</p>	<p style="text-align: center;">What makes a good friend?</p> <p>Create a poster to describe how you can be good friend. Make it colourful and include at least one picture. We would love to display some in our classrooms!</p> <p><i>Challenge: Give some examples that we could see in the classroom and on the playground.</i></p> <div></div>	<p style="text-align: center;">Science</p> <p>Our next Science topic talks about viruses and bacteria. Can you research some facts about either of these cells and write a description? Use the stem sentences below to help you.</p> <p><i>I am much smaller than a bacterial cell but I am so deadly. When I enter a perfectly healthy cell and inject my poison into it. I don't have legs and I cannot move on my own.</i></p>